



EUROLINE

W I N D O W S

*The Art and Practice
of Fenestration*



EUROLINE

W I N D O W S

*The Art and Practice
of Fenestration*

Kelowna • Lacombe • Seattle • Toronto • Vancouver • Victoria
EuroLine-Windows.com • 604-940-8485 • info@euroline-windows.com
For all U.S. and international inquiries please call 800-337-8604

THE ART
OF

AND PRACTICE
FENESTRATION



INTRODUCING EUROLINE WINDOWS

EuroLine Windows is an innovative designer and manufacturer of distinctive windows for private residences and commercial buildings. Renowned for our incredible engineering and beautiful design aesthetic, we build custom windows for clients across North America and projects around the globe. We call it the Art + Practice of Fenestration.





OUR HISTORY

Since 1993, our windows and doors have been embraced by architects, builders, contractors, and homeowners alike. EuroLine Windows was founded on a vision to deliver superior products that exceed accepted performance standards providing solutions for discerning customers who especially value our expertise in high-technology innovation. All our products are custom made to your specifications. With our exceptional materials, products, range of colours, unique craftsmanship, and our other accessories the possibilities become virtually endless.

OUR VALUES

GROUND THE VISION IN THE DETAILS

EXPLORE AHEAD

SERVING OTHERS SERVES ALL

EXTRUDE OPPORTUNITY

ENGAGE OTHERS IN AN EXPERIENCE



WHY DO WE CALL IT FENESTRATION?

Fenestrae translated from its Latin origin means windows. Over time it has evolved into the modern English word fenestration- an arrangement and design of windows and doors in a building. At EuroLine Windows, we consider fenestration to be both an art and a consistent practice of tailoring custom solutions with our state-of-the-art materials and engineering while delivering world class consulting and service experiences.

THE ART OF FENESTRATION

Fenestration is an art form that is equal parts design and functionality. The exceptional materials we use enable us to expand the limitations of imagination and engineer windows and doors that form massive openings while maintaining industry exceeding thermal performance standards, creating unlimited shapes or forms, and colourfoiling in over 100 colours.

THE PRACTICE OF FENESTRATION

Our focus is centered on engineering products and solutions that deliver superior energy conservation products without sacrificing elegance or design, and that substantially exceed the highest building code requirements. In addition, the exceptional materials we employ minimize the usually required maintenance, translating into superior performance over time. This is most clearly reflected in the warranty we offer.

THE EUROLINE DIFFERENCE

We understand that in every project there are many details that contribute to an extraordinary customer experience. That is why we focus on those things that truly make a difference.

SERVICE

Our design representatives are dedicated professionals who pride themselves on fostering close consultative relationships with our customers. In close collaboration with our progressive engineers and factory craftsmen, our representatives learn of your needs, precisely measure the planned spaces and apertures, and then provide you with options based on your preferences. Shipping locally and internationally, we ensure a silky-smooth experience throughout the installation process, offer a complimentary post-installation review, and stand ready to provide any service requirement should you require our support at a later date.

TAILORED TO YOUR TASTE

All our products are made in our manufacturing facility in Vancouver, BC, Canada using specialized materials that allow for bigger, stronger, more stable, and reliable windows and doors. As our factory is the sole source of production it assures that we own, maintain, and control the machinery used to tailor everything and bring your vision to reality by combining custom design and world class engineering.

QUALITY

Most products are as good as the materials used to make them. While many window companies sacrifice quality for price, EuroLine Windows will never compromise or stop challenging the boundaries of design and engineering. EuroLine's uncompromising dedication to quality extends to every stage of the window and door ecosystem, including **STYLE, MATERIAL, SERVICE, ENGINEERING, and QUALITY ASSURANCE TESTING.**





SUSTAINABILITY

AS A WAY OF LIFE

PASSIVE HOUSE STANDARD

Buildings that meet Passive House standards can heat and cool down without needing heating or air conditioning. With the growing climate change, more people are choosing passive houses to reduce energy consumption and create a quiet, comfortable, economical, and healthy home setting.

90% LESS ENERGY

Did you know that buildings consume up to 40% of global energy use and contribute up to 30% of annual global greenhouse emissions? Most of our products are Passive House certified, meaning they can be used in buildings that consume up to 90% less heating and cooling energy- **the key piece to the puzzle towards a low-carbon future.**

NO HARMFUL VAPORS OR TOXINS

In addition to our colour foiling never needing maintenance (unlike painting or wood finishes), it does not release any harmful vapors, gases, or particles. While fiberglass hybrid material does not Equally important, EuroLine uPVC contains no heavy metals and is free of toxic plasticizers that are used to make ordinary soft vinyl.

MAINTENANCE AND RECYCLABILITY

uPVC can be fully recycled and is produced from materials that are largely by-products of other industrial processes that do not come from the forest. Furthermore, high density, pore-free vinyl is easy to clean, does not support the growth of mold or mildew, and is easily recyclable.

As a manufacturer of windows and doors of the future, we plan ahead not only for superior product performance but also for a sustainable way to move forward. We believe that the future depends on us investing in continuous improvement and never resting on our laurels. This forms the basis of our commitment to the environment.



PASSIVE HOUSE CERTIFIED

EuroLine Windows is a proud member of the Passive House Community. Passive House is a global standard of excellence in sustainable architecture and the most vigorous building standard- Period. A passive house focuses on well-insulated airtight enclosures, heat recovery systems, and fresh airflow to reduce energy consumption and increase comfort. We specialize in Passive House and Net Zero capable systems with our European Tilt & Turn windows and doors.

PASSIVE HOUSE CONSULTANTS AVAILABLE

Windows are one of the five key components of the passive house system. Knowing how the many individual components of each window and door will affect the overall performance and comfort of the building is the job of a passive house consultant. Having an in-house passive house consultant allows us to better plan solutions to meet or exceed the required performance targets for each project.

A PASSIVE HOUSE CONSULTANT:

- Will know how to combine individual window/door components to achieve your desired goals
- Understands the requirements for windows/doors in differing climates, locations, and environments
- Is able to communicate with architects, engineers, and other consultants

EUROLINE RESI™

OUR RESIDENTIAL WORK



SERENITY OASIS

Surrey, BC

Product: 4700 Series, Bi-Folding Doors

Builder: Jaheny Custom Builders

Photographer: Kristi Calderon

4700 Series windows and doors elegantly complement this beautiful oceanfront home. A combination of Bi-Folding doors along the entire view side reaching as high as 10 feet and big 4700 Series windows open the indoors to the surrounding stunning views.

EUROLINE RESI™

OUR RESIDENTIAL WORK



DREAMY TRANQUILITY


Vancouver, BC

Product: 4700 Series

Builder: Grande Pacific Homes

Photographer: Kristi Calderon

This Passive House Certified House enjoys our large 4700 Series windows and doors with exceptional performance. This project features the EuroLine's 4700 Series Tilt & Turn windows to provide ventilation without decreased security, while big inswing doors create an ability to invite the outdoors inside. Large windows and doors give residents stunning mountain and forest views, and the black finish highlights the beauty of these windows on white and black surfaces. The builders plan for the future by building a passive house and will be reaping the benefits of near-zero energy costs for decades to come with this amazing home. With EuroLine's exceptional Passive House-rated products, achieving the near-impossible becomes easily possible.



CHARTER

Victoria, BC

Product: 4700 Series

Designer: Waymark Architecture

Photographer: Leanna Rathkelly

Charter Telecom headquarters presents a striking mass of timber structure made of BC wood. It achieved its Passive House certification and will be conserving energy in the years to come. 4700 Series windows deliver exceptional thermal performance to this sustainable building thanks to their unique materials and engineering and provide an innovative design techniques, resulting in a striking building that contributes to a quality working environment while achieving lower operating costs.





CATALYST BUILDING

Spokane, WA

Product: 4700 Series

Passive House

Builder: Katerra

Photographer: Benjamin Benschneider



In the city's downtown, Eastern Washington University is home to this five-story, 150,000-square-foot structure, the first tall wood office building in Washington State. Sunshine pours through 4700 series large windows and bathes the wood beams and laminated wood floor and ceiling panels.

THE PRACTICE OF FENESTRATION

EuroLine's 4700 ThermoPlus® Series window and door system reduces energy loss and operating costs in both new construction and building upgrades. With its sophisticated chamber and seal design, it forms a virtually impenetrable barrier for wind, rain and cold.

SUPERIOR UPVC

Low maintenance. Impact resistant. UV resistant. Will not yellow or become brittle over time.



ENVIRONMENTALLY FRIENDLY

EuroLine's uPVC does not contain heavy metals nor toxic plasticizers. Does not support the growth of mold or mildew and requires no painting.

MOLDED CONTOURS

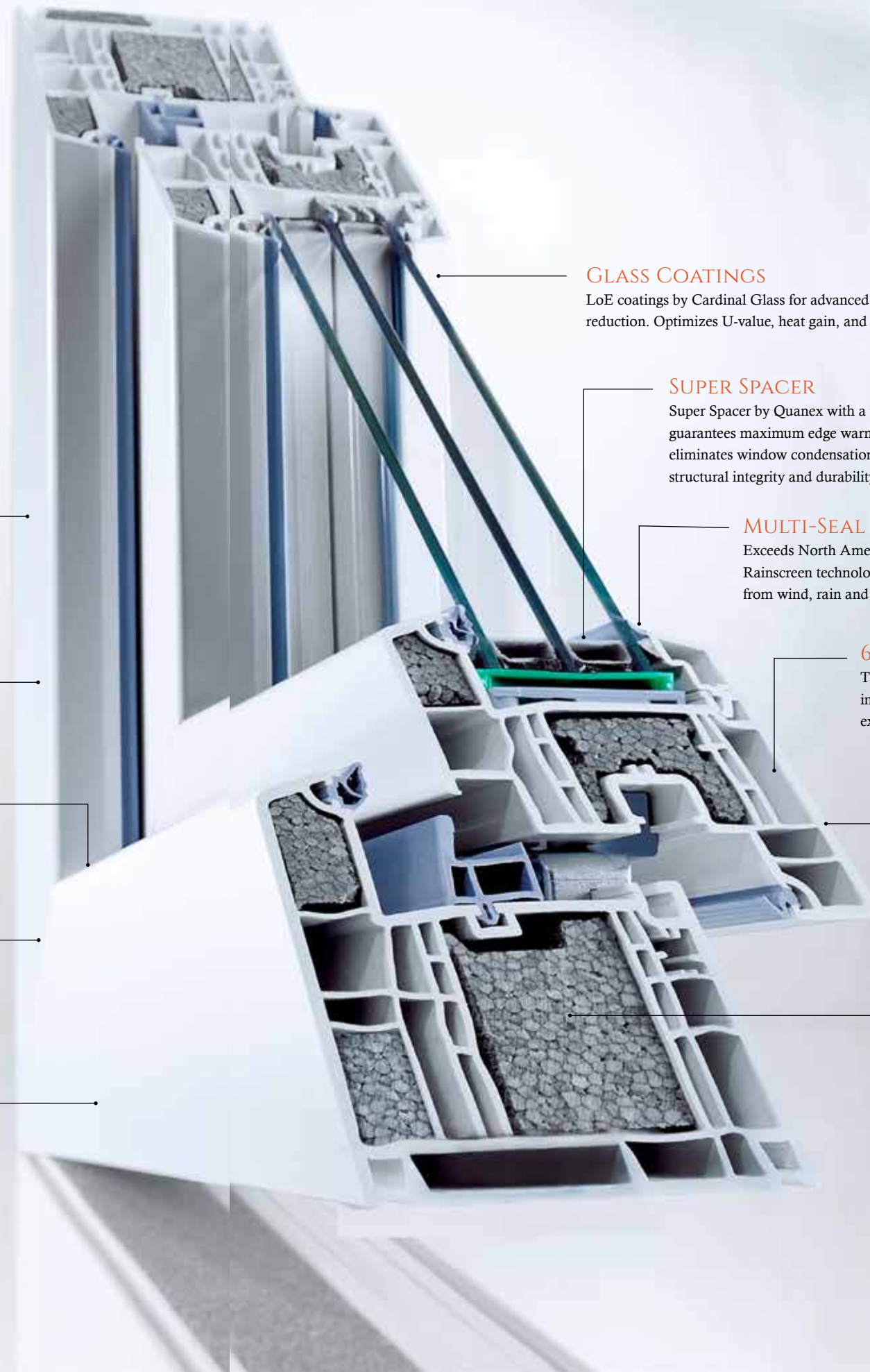
Aesthetically pleasing molded contours complement windows and doors on the outside, and on the inside.

TOUGH, WATER-RESISTANT CORNER WELDS

Fiberglass composite can be welded to form leak-free corners and withstand constant cycles of expansion and contraction of the material. This cannot be said for wood, aluminum or fiberglass, which all eventually give way to gaps at the corners and allow the infiltration of air, water, and sound.

COLOUR OPTIONS

Foil laminates allow virtually any colour or even a wood look-weatherproof. Choose from our most popular mattex or woodec colours from Skai, or 100+ of other colours available.



GLASS COATINGS

LoE coatings by Cardinal Glass for advanced thermal and UV reduction. Optimizes U-value, heat gain, and visible transmittance.

SUPER SPACER

Super Spacer by Quanex with a unique triple seal design guarantees maximum edge warmth retention. Virtually eliminates window condensation. Provides superior structural integrity and durability.

MULTI-SEAL SYSTEM

Exceeds North American and European standards. Rainscreen technology provides unprecedented protection from wind, rain and noise.

6-CHAMBER PROFILE

The most up-to-date technology for superior insulation. Features thick (3mm) outer walls for exceptional thermal efficiency.

STEEL REINFORCED FRAME OPTIONS

Fiberglass composite core with steel reinforced frames and sashes maximize strength, thermal performance, and durability. In addition, it enhances sound dampening.

FOAM INSERTS

Foam Inserts enhance thermal performance and substantially decrease u-value.

WORLD CLASS INNOVATION THAT LEADS TO WORLD CLASS COMFORT

With continuous innovation comes superior solutions. Our popular 4700 ThermoPlus® Series window profiles are composed of RAU-FIPRO® material engineered by REHAU, a proprietary fiber composite material similar to those employed in aeronautic construction and racing vehicles for outstanding strength and load capacities. In fact, it is the first fully-reinforced polymer window profile system that does not rely on steel for its strength. RAU-FIPRO allows for window and door construction benefits that were only imagined previously. 4700 Series not only provides superior structural rigidity but also excels when it comes to thermal and acoustical performance.

4700 SERIES PROFILE DESIGN

Since the 4700 Series profile design is fully reinforced with fiber composite, the use of steel can be avoided, and thus thermal bridges no longer occur. With its center seal and optional thermo-modules, 4700 Series achieves thermal insulation values up to the stringent passive house standard.

FEATURES

- RAU-FIPRO profile core for excellent stability and torsional rigidity.
- Compression-seal technology for superior thermal and acoustical performance.
- Patented integrated reinforcement system for the highest degree of strength and security.
- High-definition finish for weather and stain resistance and ease of maintenance.

PERFORMANCE

Test Results	Description
NAFS (PG)	Up to CW-PG70
ASTM E90 Acoustical (STC)	Up to 45 dB
U-value (*based on simulation)	Down to 0.13 IP or 0.70 SI*




CENTRE SEAL

With its three surrounding seal levels, the 4700 Series window profile offers the best possible insulation characteristics. The highly elastic stress-resistant material guarantees a long service life.



OPTIMIZED THERMAL INSULATION

4700 Series contains outstanding reliable chambers which are customizable to fit your exact needs. For example, Passive House 4700 Series uses thermal modules to maximize insulation properties.



RAU-FIPRO® PROFILE CORE

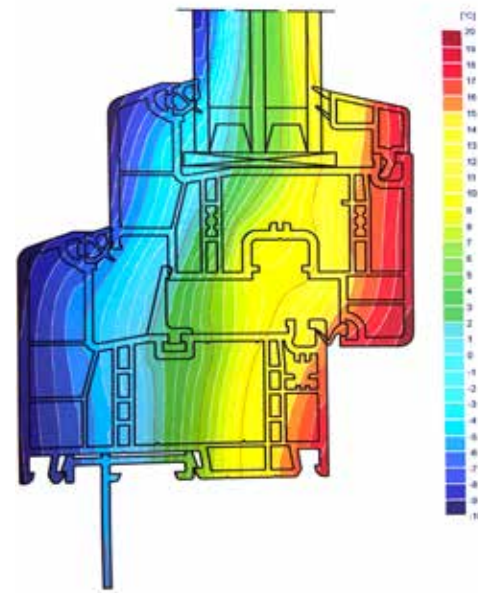
RAU-FIPRO® glass-fiber reinforced PVC is a game-changing window profile material engineered by REHAU. It delivers tremendous strength while retaining all the properties that have made PVC the leading window profile material worldwide.

THE DETAILS THAT BRING DISTINCTION TO CUSTOM ARCHITECTURE



SPECIAL FINISHES

We never paint our frames. Our foiling (laminating) process merges colour and uPVC. This removes all concerns about the colour chipping, cracking, or fading. With over 100 colours (including wood-like finishes), beauty and function are combined to assure products' most discerning aesthetic and longevity.



THERMAL INSULATION

Thanks to the thick blanket of insulation and elimination of thermal bridges, there are no cold or hot spots. Temperatures are stable and consistent from floor to ceiling with the unprecedented thermal balance.



SOUND CONTROL

Home comfort without the intrusion of noise from the outside is made possible through both our multi-chamber profiles and multi-points locking systems (up to 45 STC).

SECURITY AND PEACE OF MIND

Our robust multi-point locking hardware seals out harsh weather, noise and when combined with laminated security glass- makes it virtually impossible for intruders to gain access.

- The tough, high-impact strength profiles help resist break-in attempts.
- One easy-to-operate lever handle locks the window on all sides for a tighter seal and increased security.
- In the tilt position, bottom locks are engaged to limit the opening and keep intruders out.
- Our superior tilt-and-turn windows open inwards, allowing easy access to both sides of the window for seamless cleaning.



OUR STRATEGY IS PRODUCT EXCELLENCE

EuroLine Windows as a company came into being to bring High Performance European technology to North America meeting growing demand for energy efficiency in architectural construction. A constant focus on delivering the highest performing window and door systems for our customers has led to our many innovations including the pride we take in reaching Passive House Certification.

Our core belief is that our products greatly improve the comfort and efficiency of the structures in which they are installed. From materiality through to manufacturing every aspect of design and execution is considered in the delivery

of thermal performance, air control as well as sound and water resistance. From our signature 'Tilt and Turn' windows to our door systems, all of our products have been carefully curated to meet the needs and standards of premier private homes and commercial buildings. Recent trend in design objectives call for large obstruction-free apertures incorporating panoramic views placing ever more demands on high performance fenestration.

At EuroLine we have considered every aspect of how our products add to the enjoyment of our clients homes and also deliver the superior performance that comes from technology first product engineering.



4700 SERIES

Popular for its Tilt & Turn windows and doors, the 4700 ThermoPlus™ Series offer a Passive House capable system using cutting-edge RAU-FIPRO materials for the ultimate high-performance window and door system. Custom configured in size, shape, and virtually any finish allows developers and architects to dramatically improve the performance of buildings.



Capable of delivering Passive House or Net Zero performance when desired

FEATURES

- Hybrid uPVC and fiberglass RAU-FIPRO material delivers SIX CHAMBER PROFILE with superior strength and allows for 33% bigger openings without reinforcement.
- Outstanding air, water, and noise resistance with triple gasket system
- Multi-point locking hardware, easy to operate providing tight seal and security

KEY PERFORMANCE DATA

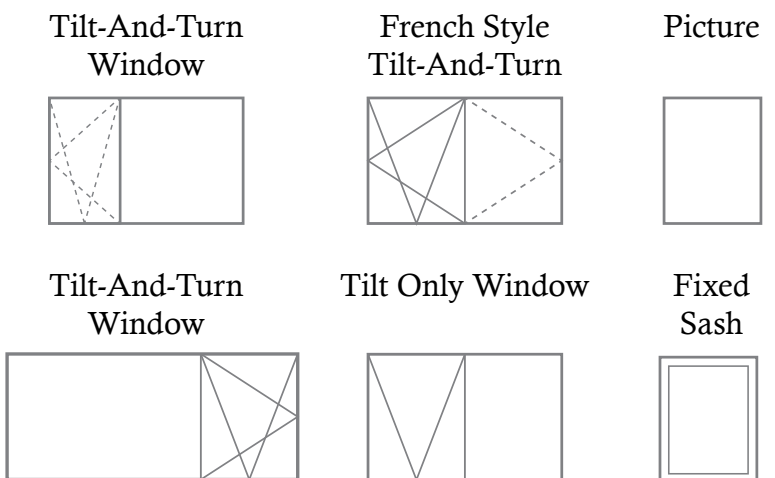
0.13 (IP) 0.70 (SI)	720 Pa 15 psf	0.004 L/s*m ² (A3) 0.001 cfm/ft ²
U-Value Best Thermal NFRC	Water Penetration Resistance	Air Infiltration

*All data shown are for triple paned windows and doors. For more information about performance data for specific configurations and add-ons, please speak to our design representatives

MAX SIZE (W*H)

144" * 144" (max 70' sq glass)

CONFIGURATION OPTIONS





1800 SERIES

EuroLine's uPVC system is a commercial grade system that can also be used for residential projects. Architects can enjoy the multitude of mullions and customizations available, including large and slim profile frames for fixed windows. Additionally, it can be combined with EuroLine 4700 system with matching depth, which is something unique to EuroLine and allowing a wide range of design possibilities.



Fusion-welded corners for strength and permanent water sealing compared to mechanically fastened systems

FEATURES

- Capable of achieving commercial windows classification (CW)
- ROTO FRANK's X-Drive multi-point locking hardware
- Made of proprietary North American approved uPVC which is 100% recyclable
- 6-chamber profiles with triple gaskets for superior thermal performance
- Double Glazing (22mm) and Triple Glazing (35mm) with warm edge Super Spacer® TriSea™
- Industry leading lifetime warranty

KEY PERFORMANCE DATA

0.14 (IP) 0.79 (SI)	720 Pa 15 psf	0.034 L/s*m ² (A3) 0.007 cfm/ft ²
U-Value Best Thermal NFRC	Water Penetration Resistance	Air Infiltration

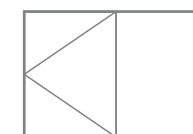
*All data shown are for triple paned windows and doors. For more information about performance data for specific configurations and add-ons, please speak to our design representatives

MAX SIZE (W*H)

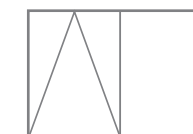
119 1/4" *119 1/4" (max 70' sq glass)

CONFIGURATION OPTIONS

Casements



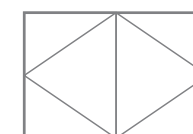
Awning



Small Picture



Double Casements



Grid



Fixed Sash





LIFT & SLIDE SERIES

The ultimate energy-efficient premium door product for your project. Designed for large openings where the highest performance values are desired while minimizing vertical elements from view.



Maximum sash weight of 300 kg supports effortless movement of extra-large elements

FEATURES

- Impressive thermal insulation properties capable of meeting Passive House Certification levels
- Advanced European engineered hardware allows effortless movement of oversized glass panels
- High-performance thermally broken threshold complete with enhanced insulation
- Compatible with Barrier-Free construction
- Multiple retractable screen options available

KEY PERFORMANCE DATA

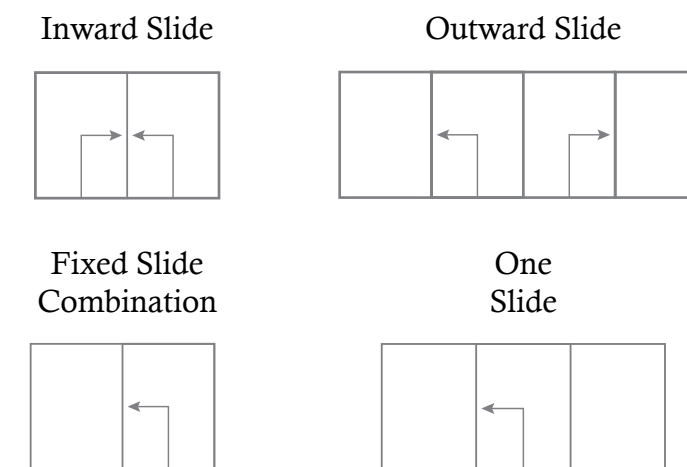
0.16 (IP) 0.90 (SI)	720 Pa 15 psf	0.100 L/s*m ² (A3) 0.01 cfm/ft ²
U-Value Best Thermal NFRC	Water Penetration Resistance	Air Infiltration

*All data shown are for triple paned windows and doors. For more information about performance data for specific configurations and add-ons, please speak to our design representatives

MAX SIZE (W*H)

256" * 114" (max 70' sq glass)

CONFIGURATION OPTIONS





FEATURES

- Multi-Chamber profile design delivers superior thermal performance compared to traditional aluminum door systems
- European hardware system with multi-point locking complete with innovative 4-side compression delivering unmatched water and air tightness
- Multiple retractable screen options available

KEY PERFORMANCE DATA

0.16 (IP)	400 Pa	0.300 L/s*m ² (A3)
0.90 (SI)	8.36 psf	0.06 cfm/ft ²
U-Value Best Thermal NFRC	Water Penetration Resistance	Air Infiltration

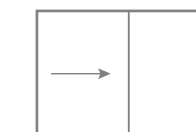
*All data shown are for triple paned windows and doors. For more information about performance data for specific configurations and add-ons, please speak to our design representatives

MAX SIZE (W*H)

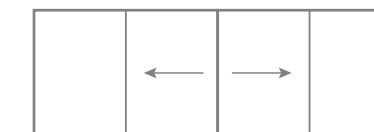
228 1/4" * 98" (max 70' sq glass)

CONFIGURATION OPTIONS

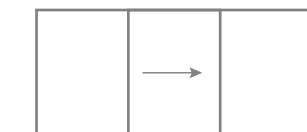
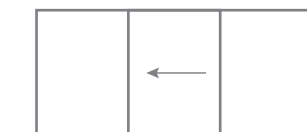
One Direction
Slide



Two Direction
Slide



Triple
Panel



SMART SLIDE SERIES

Sliding doors are designed to combine performance with value. Manufactured in very large dimensions with an easy to operate locking mechanism: the comfortable closing sash slides into the frame with a soft motion while creating a compression seal to prevent sound, water, and air from infiltrating.



Build bigger openings with better thermal performance while maintaining the ease of operation



MULTI SLIDE SERIES

Maximize the view while providing a cost-effective sliding door system with an emphasis on providing large openings and flexible configurations to meet any design. Open up the possibilities with the ability to slide all panels into one.



Unlimited configuration options enable elegant solutions for large and small openings alike

FEATURES

- Multiple tracks allow independent doors to stack creating large openings for indoor/outdoor pass-through configurations
- Simple hardware along with slim profiles deliver value in large sliding door system
- Double and triple glazing ensure achievable performance ratings for most situations
- Refined architectural profile and sleek track compliment design aesthetic

KEY PERFORMANCE DATA

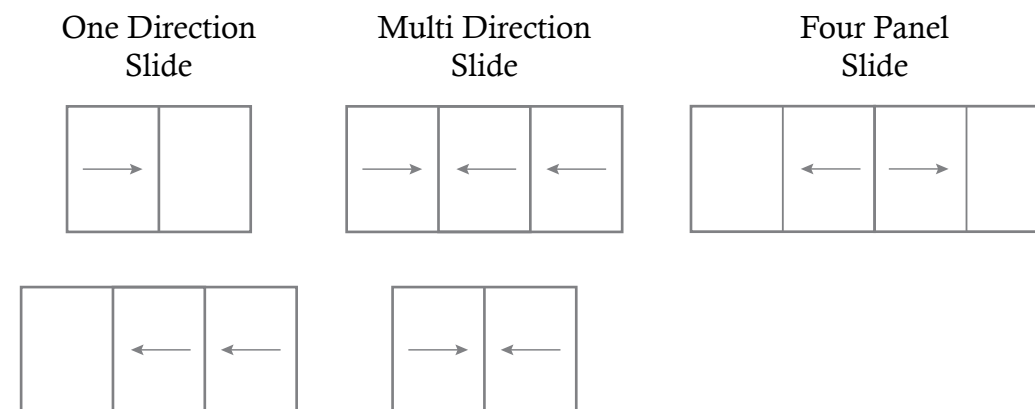
0.21 (IP) 1.19 (SI)	180 Pa 3.76 psf	0.800 L/s*m ² (A2) 0.16 cfm/ft ²
U-Value Best Thermal NFRC	Water Penetration Resistance	Air Infiltration

*All data shown are for triple paned windows and doors. For more information about performance data for specific configurations and add-ons, please speak to our design representatives

MAX SIZE (W*H)

118 1/16" * 98" (max 70' sq glass) for a door with two panels

CONFIGURATION OPTIONS





3400 FOLDING DOOR

Open wide spaces, and bring the outdoors in. The bespoke bottom running hardware components of the 3400-series folding door system have been designed to give maximum carrying capacity, whilst the narrow thermally broken aluminum profiles offer slim sightlines.



Unleash your creativity with up to 7 connected panels and fully custom configurations

FEATURES

- Aluminum profiles provide significant minimal viewing obstruction capable of amazing 9' door height
- Commercial grade aluminum allows connecting multiple tracks together to achieve single openings greater than 25' wide
- Standard and low sill options available

KEY PERFORMANCE DATA

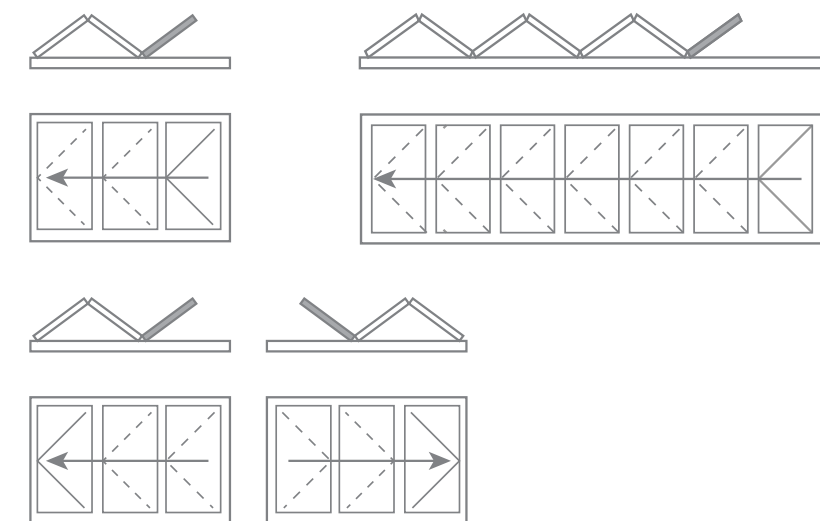
0.25 (IP) 1.40 (SI)	180 Pa 3.76 psf	0.600 L/s*m ² (A2) 0.12 cfm/ft ²
U-Value Best Thermal NFRC	Water Penetration Resistance	Air Infiltration

*All data shown are for triple paned windows and doors. For more information about performance data for specific configurations and add-ons, please speak to our design representatives

MAX SIZE (W*H)

504" * 119"

CONFIGURATION OPTIONS





FEATURES

- Hybrid uPVC and fiberglass RAU-FIPRO material delivers SIX CHAMBER PROFILE with superior strength and allows for 33% bigger openings without reinforcement.
- Outstanding air, water, and noise resistance with triple gasket system
- Multi-point locking hardware, easy to operate providing tight seal and security
- Capable of surpassing Step Code requirements and delivering Passive House performance when desired
- Tilt & Turn option available for an inswing design

KEY PERFORMANCE DATA

0.14 (IP) 0.79 (SI)	720 Pa 15 psf	0.010 L/s*m ² (A2) 0.002 cfm/ft ²
U-Value Best Thermal NFRC	Water Penetration Resistance	Air Infiltration

*All data shown are for triple paned windows and doors. For more information about performance data for specific configurations and add-ons, please speak to our design representatives

MAX SIZE (W*H)

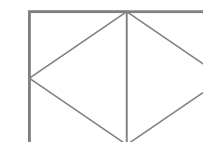
84" * 108" (max 70' sq glass)

CONFIGURATION OPTIONS

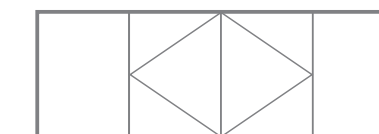
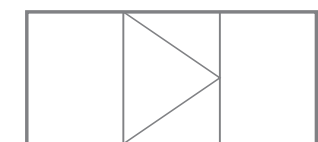
Single Door



Double French Doors



Multiple Panels



4700

INSWING
AND
OUTSWING
DOORS

Famous for its classic or French-style doors, these series offer a Passive House capable system using cutting-edge RAU-FIPRO materials for the ultimate high-performance door system. Custom configured in size, shape, and virtually any finish allows developers and architects to dramatically improve the performance of buildings.



Three sill options available depending on your performance goals: Standard, Low, and Barrier-Free



47 00

TILT AND
GLIDE
DOORS

Enjoy the serenity of your home safely with the ability to tilt the door while leaving the bottom securely closed. Passive House capable system is designed to give you an exceptional experience of comfort.



Capable of surpassing Step Code requirements and delivering Passive House or Net Zero performance when desired

FEATURES

- Hybrid uPVC and fiberglass RAU-FIPRO material delivers SIX CHAMBER PROFILE with superior strength and allows for 33% bigger openings without reinforcement.
- Outstanding air, water, and noise resistance with triple gasket system
- Multi-point locking hardware, easy to operate providing tight seal and security
- Sill options available: standard and low

KEY PERFORMANCE DATA

0.14 (IP) 0.79 (SI)	620 Pa 12.75 psf	0.015 L/s*m ² (A2) 0.003 cfm/ft ²
U-Value Best Thermal NFRC	Water Penetration Resistance	Air Infiltration

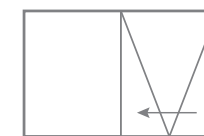
*All data shown are for triple paned windows and doors. For more information about performance data for specific configurations and add-ons, please speak to our design representatives

MAX SIZE (W*H)

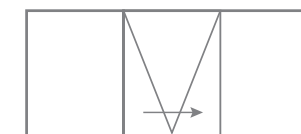
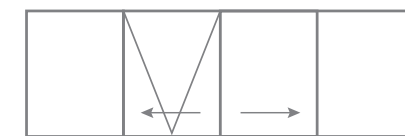
216" * 108" (max 70' sq glass)

CONFIGURATION OPTIONS

Single Glide



Double Tilt-And-Glide



WITH OUR DEEPEST
GRATITUDE

